Jabal ChinaAMC loong Equity Fund

NAV/Unit: 0.950157

Fund Size: RO 6.32 Mn

Investment Objective is to maximize total return while lowering overall volatility, seeking to invest in both China onshore and Hong Kong listed equities that will contribute to capital appreciation and/or generate income to the Fund.

Fund Details

Asset Classes	Equities
Fund Manager	Jabal Asset Management LLC
Country of Domicile	Sultanate of Oman
Date of Inception	27 January 2025
NAV Frequency	Weekly
Management Fee	2% per annum
Minimum Subscription	1,000 units, multiples of 100
Nominal Value	OMR 1.020

Monthly Commentary

Chinese equities came under significant pressure in October, reversing the previous recovery driven by a reassessment of global AI investment returns, crowded positioning in parts of the technology sector, and uncertainty ahead of the US midterm elections. The MSCI China All Shares Index returned -8.30% in OMR terms. Following the sell-off, valuations across Chinese equities have become more attractive. Recent policy communications have become increasingly supportive, sending repeated signals and delivering an expanding package of measures; including ETF purchases, share-repurchase announcements, joint regulatory meetings and the relending facilities. The injection of liquidity should help contain the negative feedback loop and restore market confidence. The macro drop remained uneven, with official manufacturing PMI falling to 49.3 from 50.1 in September, while non-manufacturing PMI eased to 49.7 from 50.2 reflecting softer production, new orders and domestic activity. Consumer inflation remained subdued, with CPI easing to 0.7% YoY from 0.9% in September and core CPI moderating to 0.8%, highlighting persistent weakness in household demand. In contrast, producer prices rose to 5.7% YoY, reflecting higher energy and input costs rather than a broad-based recover in consumption

During October the portfolio was repositioned along two lines; within technology, exposure shifted from North America-linked AI capex names such as Eoptolink and Shengyi Technology toward domestic AI supply chain leaders including Naura Technology and SMIC, reflecting uncertainty around North American AI capex beyond 2028. The fund also increased value in non-financial high-dividend companies, represented by Yili Group, to better align with the weaker domestic macro environment and a more defensive market style.
The fund returned -9.77% in October, underperforming the benchmark by -1.47%. The drag was mainly driven by Technology, particularly AI- related holdings Eoptolink and Zhongji Innolight, alongside weakness in Industrials including CATL. The losses were partially offset by gains in Yutong Bus, Zijin mining and Zheijang NHU, reflecting relative resilience in transport equipment, mining and specialty chemicals.

Looking ahead, the fund remains constructive on the rebound in Chinese equities following October's correction and will continue to maintain a balanced medium-term positioning. The fund favors domestic semiconductor equipment, innovative healthcare, Chinese entities with high overseas competitiveness and high-quality dividend names; a balanced approach across structural growth and defensives amidst market conditions. While risks around domestic demand, property, global AI capex and trade remain, improved valuations, continued policy support, technological self-sufficiency and strong structural growth opportunities underpin a positive medium-term outlook. On the geopolitical front, investors await the results of the upcoming meeting in November between the Chinese and US leaders and on the sidelines of the APEC Economic Leaders' Meeting in Shenzhen.

Returns

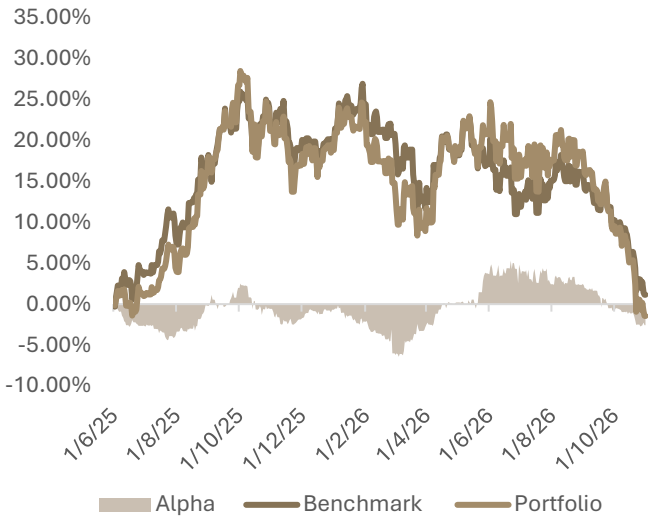

Portfolio Returns

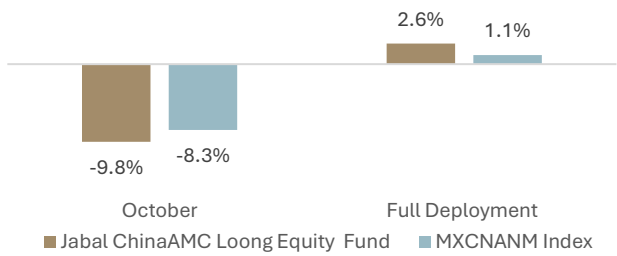

Key Statistics

Number of holdings	58
% of largest holding	8.91% - Tencent Holdings Ltd
Annual std. deviation	16.2%
Monthly Alpha	-1.47%
Beta	1.08

Portfolio Characteristics

Ratio	Fund	Benchmark
P/E	**13.03x**	**13.76x**
P/B	**1.65x**	**1.35x**
Div. Yield	**2.71%**	**2.74%**
ROE	**10.65%**	**9.33%**
ROA	**2.17%**	**1.68%**

JABAL ASSET MANAGEMENT
JABAL CHINAAMC LOONG FUND
صندوق جبل الصين أم سي التنين للأسهم

Asset Allocation

Active Weights (%)

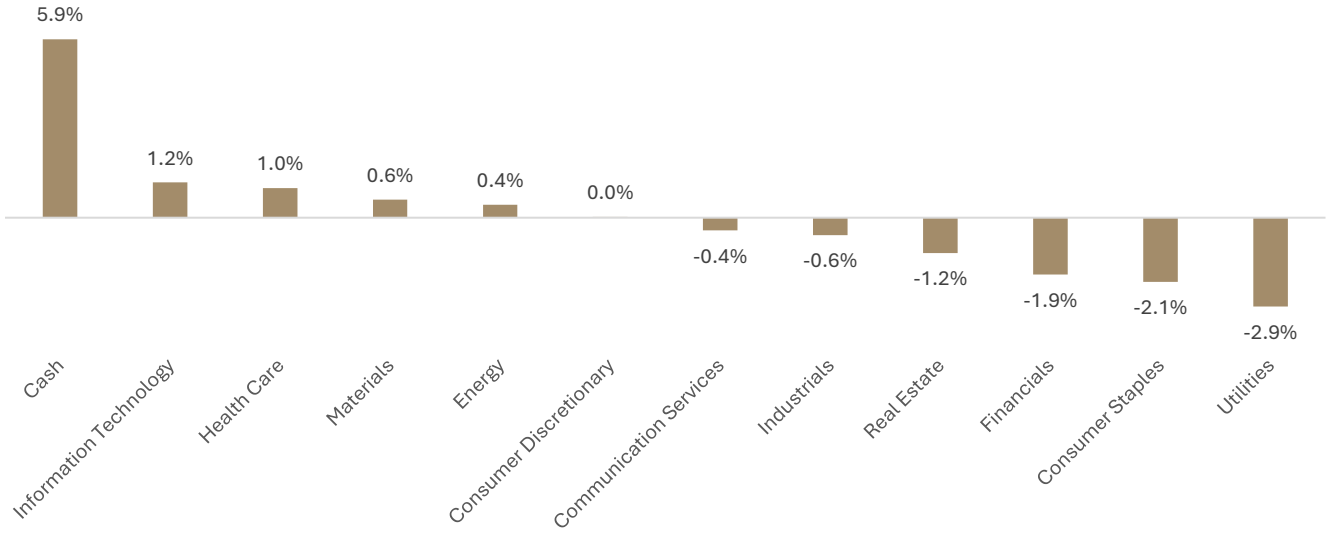

Sector Allocation (%)

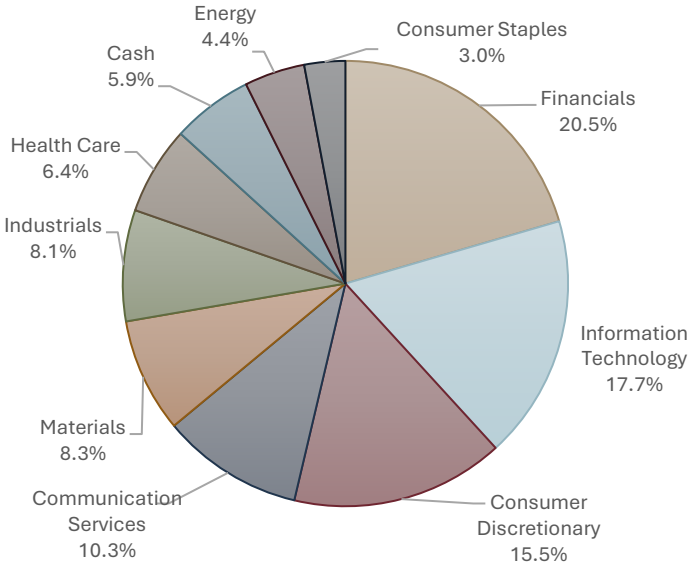

Geographical Breakdown (%)

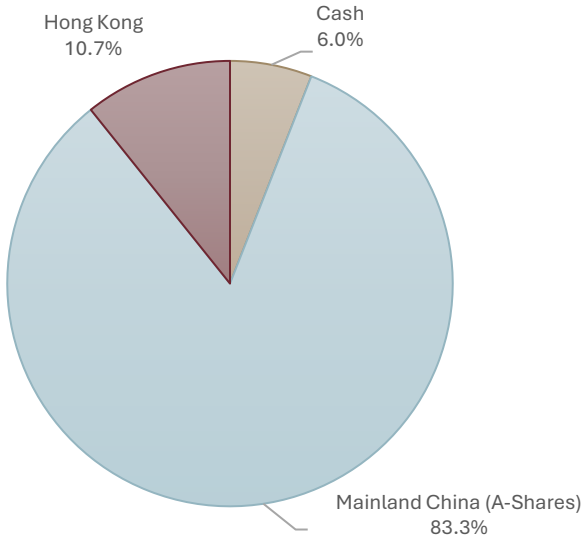

Top 5 Holdings (%)

Company Name	Sector	Weight	P/E TTM	P/BV	Div Yield TTM
TENCENT HOLDINGS LTD	Communication Services	8.9%	12.50x	2.60x	1.38%
ALIBABA GROUP HOLDING LTD	Communication Discretionary	7.6%	50.78x	1.49x	1.05%
CASH	Cash	5.9%	-	-	-
ZIJIN MINING GROUP CO LTD-A	Materials	4.4%	8.80x	2.96x	3.32%
CHINA MERCHANTS BANK-A	Financials	3.5%	7.45x	0.93x	4.61%

Disclaimer

Disclaimer

This report is issued by **Jabal Asset Management LLC (JAM)** for informational purposes only and is strictly confidential. It is intended solely for the recipient and may not be reproduced, distributed, or shared, in whole or in part, without the prior written consent of JAM. The information and opinions contained herein are based on publicly available data, and while JAM endeavors to ensure accuracy, completeness, and timeliness, no representation or warranty, express or implied, is made as to their reliability or adequacy. This report does not constitute an offer, solicitation, or recommendation to buy or sell any securities, financial instruments, or investment products, nor does it provide financial, legal, or tax advice. Recipients are strongly encouraged to seek independent professional advice before making any investment decisions based on the information provided. Investments in securities involve risks, including the potential loss of principal. Past performance is not indicative of future results. Market conditions, economic factors, and other variables may significantly impact investment outcomes. The opinions expressed in this report are those of JAM as of the date of publication and are subject to change without notice. JAM and its affiliates may engage in securities trading, provide investment banking services, or offer other financial services to the companies discussed in this report. JAM shall not be held liable for any direct, indirect, or consequential loss arising from the use of this report or its content.