Jabal Furas Fund

NAV/Unit: 1.6284 | **Fund Size:** RO 2.0 mn

Investment Objective is to maximize total return while lowering overall volatility, seeking to invest in securities in Oman that will contribute to capital appreciation and/or generate income to the Fund.

Fund Details

Asset Classes	Multi-asset
Fund Manager	Jabal Asset Management LLC
Country of Domicile	Sultanate of Oman
Date of Inception	23 May 2024
NAV Frequency	Weekly
Management Fee	2% per annum
Minimum Subscription	1,000 units, multiples of 100
Nominal Value	OMR 1.000
Expected Return*	14%**

Returns

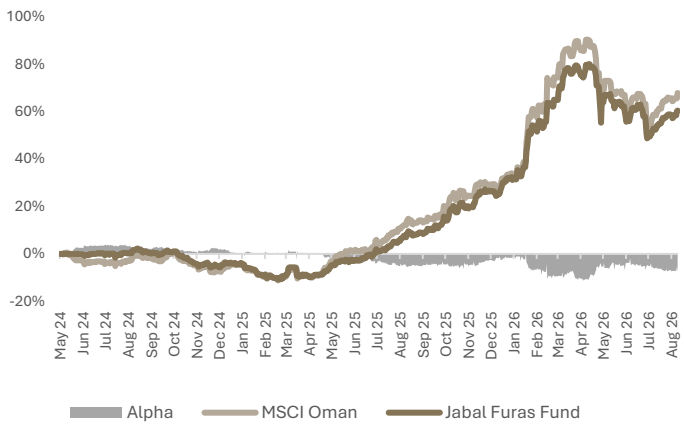

Monthly Commentary

- In September, the Omani equity market experienced a recovery, with the MSCI Oman Total Return Index posting a 1.04% return. The Jabal Furas Fund rose by 1.08% during the month, ahead of the benchmark while still benefiting robustly from the market's overall rebound.
- The market's upward momentum was broad-based, with all three core sectors posting positive results. Gains were spearheaded by the Services Index (+4.0%), with steady support from the Financial Index (+1.7%) and the Industrial Index (+2.1%).
- August marked the Fund's second month of performance measurement against the MSCI Oman Total Return Index following the benchmark change. The new benchmark provides a more representative reference for assessing the Fund's performance against Oman's investable equity market.

Fund Returns

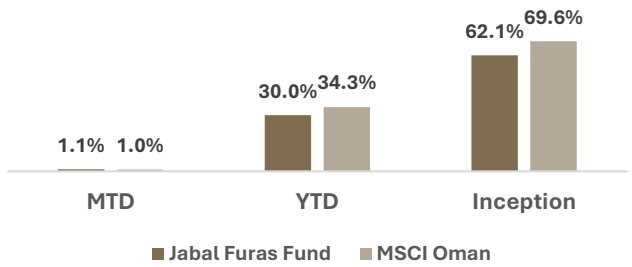

Key Statistics

Number of holdings	11 – Equities
% of largest holding	19.5% - OQEP
Annual std. deviation	9.6%
Alpha	-4.4%
Beta	0.93

Top Holdings (%)

Name	Sector	Weight	P/E TTM	P/BV	Div Yield TTM
OQEP	**Energy**	**19.5%**	**12.3x**	**3.9x**	**6.0%**
Bank Muscat	**Financial**	**18.0%**	**11.0x**	**1.5x**	**4.3%**
Sohar Int.	**Financial**	**15.3%**	**12.9x**	**1.3x**	**2.0%**

Portfolio Characteristics

Ratio	Fund	Benchmark
P/E	**12.5x**	12.6x
P/B	**1.7x**	1.8x
Div. Yield	**4.1%**	4.1%
ROE	**14.2%**	14.9%

**based on consensus earnings growth and dividend yields for 2026. Please note these are mere expectations, real returns may vary basis market conditions.

Jabal Furas Fund

Active Weights (Fund Exposure v. Index Exposure)

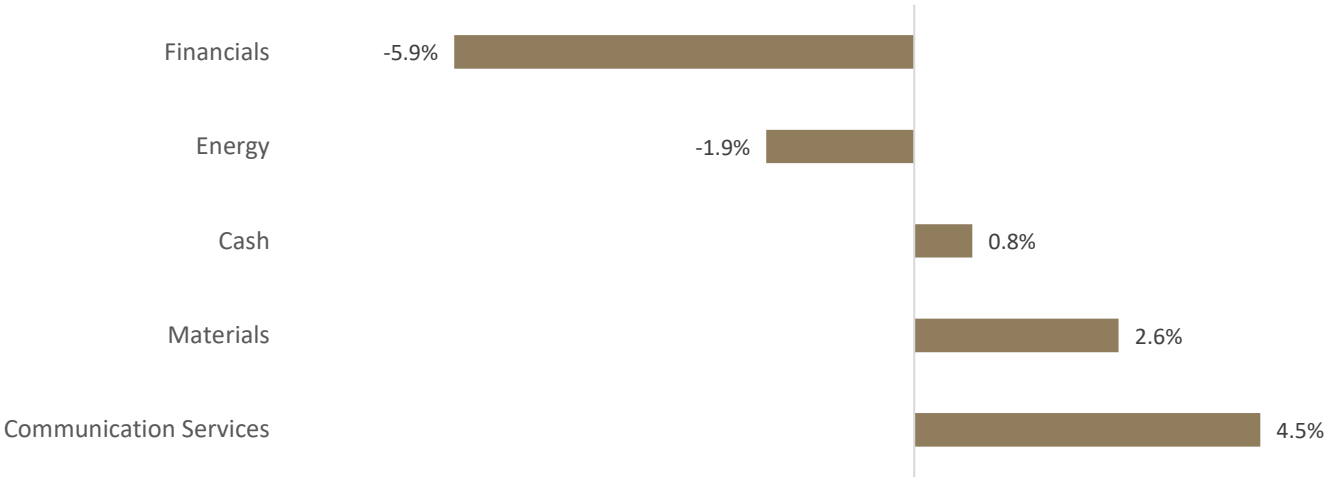

Sector Allocation (%)

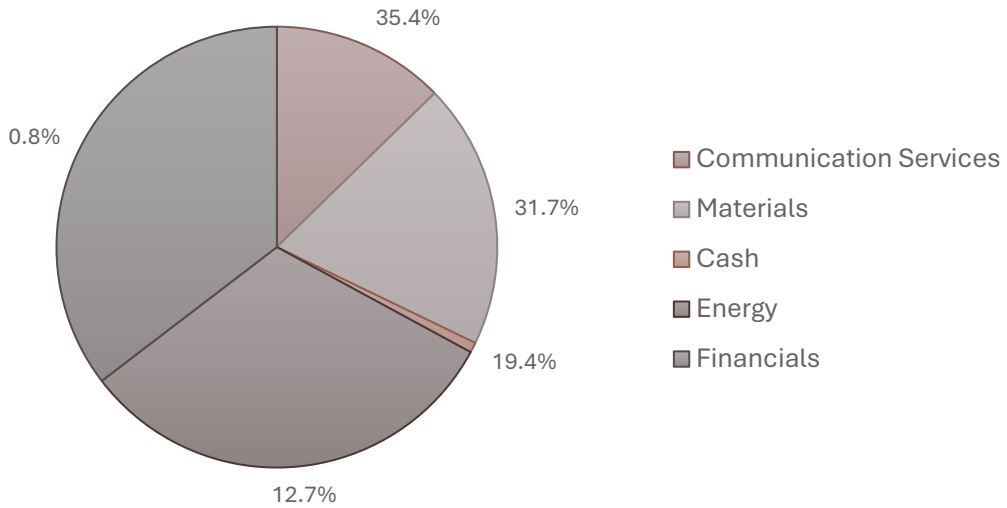

Disclaimer

This report is issued by **Jabal Asset Management LLC (JAM)** for informational purposes only and is strictly confidential. It is intended solely for the recipient and may not be reproduced, distributed, or shared, in whole or in part, without the prior written consent of JAM. The information and opinions contained herein are based on publicly available data, and while JAM endeavors to ensure accuracy, completeness, and timeliness, no representation or warranty, express or implied, is made as to their reliability or adequacy. This report does not constitute an offer, solicitation, or recommendation to buy or sell any securities, financial instruments, or investment products, nor does it provide financial, legal, or tax advice. Recipients are strongly encouraged to seek independent professional advice before making any investment decisions based on the information provided. Investments in securities involve risks, including the potential loss of principal. Past performance is not indicative of future results. Market conditions, economic factors, and other variables may significantly impact investment outcomes. The opinions expressed in this report are those of JAM as of the date of publication and are subject to change without notice. JAM and its affiliates may engage in securities trading, provide investment banking services, or offer other financial services to the companies discussed in this report. JAM shall not be held liable for any direct, indirect, or consequential loss arising from the use of this report or its content.